

Lesson Anchor


Explore the Phenomenon!



Create a crazy T-shirt!

Express yourself with patterns! Look at patterns key below and pick patterns that describe you.

Polka dots



Means: I like pizza

Checkered pattern



Means: I like chocolate

Stars



Means: I like nature

Paw prints



Means: I have a pet

Swirls




Means: I have a sibling

Plaid pattern




Means: I like to sing

Vertical stripes



Means: I play video games

Diamonds



Means: I like math

Lightening



Means: I play a sport

Draw some patterns of your own. Choose a meaning for each pattern.



Means: _____



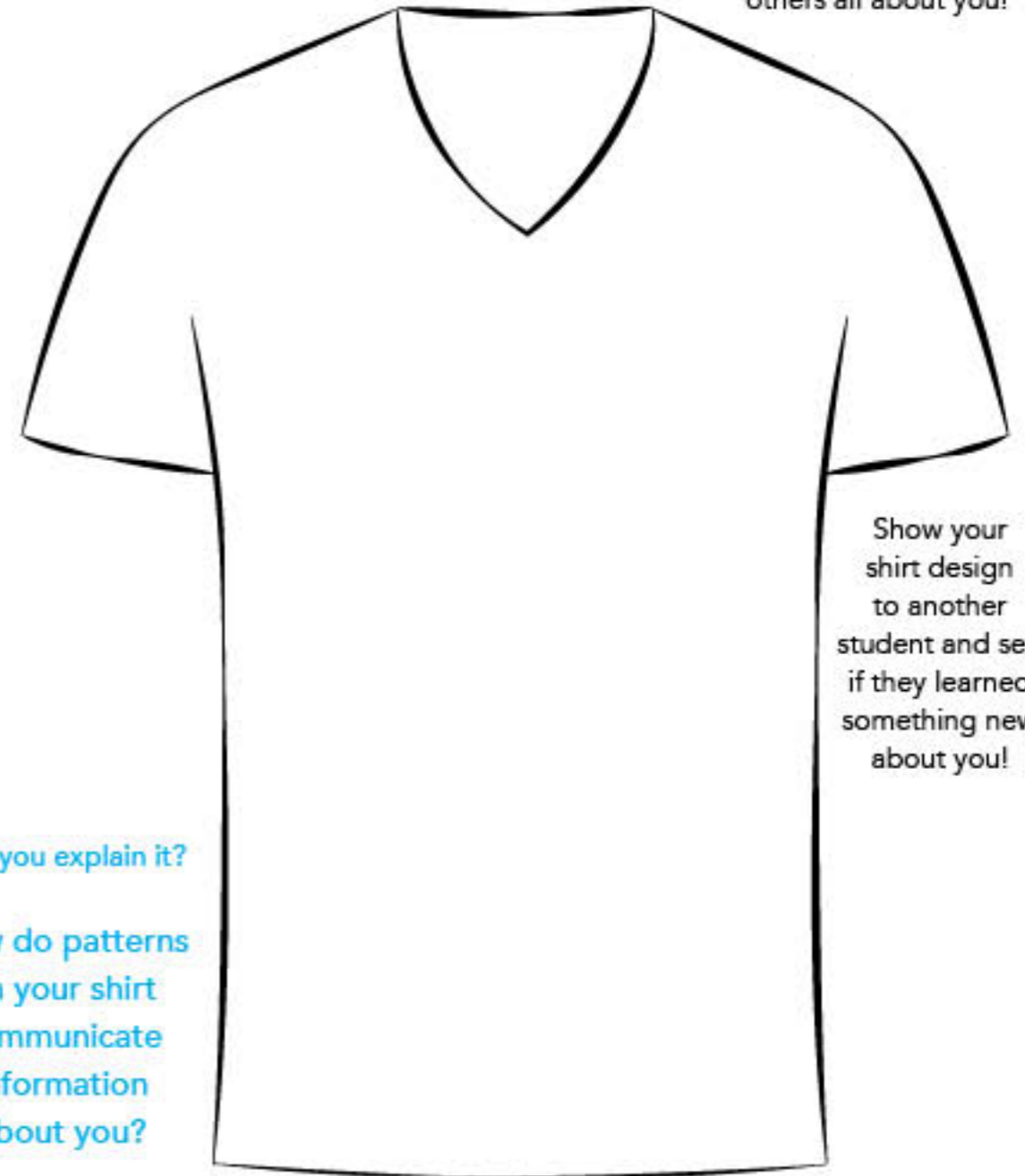
Means: _____



Means: _____

Decorate your shirt!

Draw patterns based on what they represent and create a shirt that tells others all about you!



Show your shirt design to another student and see if they learned something new about you!

Can you explain it?

How do patterns on your shirt communicate information about you?

The patterns chosen represent characteristics of that student that cannot

be seen just by looking at the student. The patterns have meaning because of

the key on the previous page.