


# Look What's Inside Kea!

*Teachers please read and hold up tools for show and tell*




Thank you for adopting Kea. She has been waiting for a long time dreaming about a nice classroom where kids will love and play with her. Your job is to make sure you don't forget about Kea and her fun STEM tools so that she does not get bored and lonely on the shelf. Kea is excited for you to see all her tools. You can find each of these tools in real science labs and they will help you discover amazing things!



First, let's find the Test Tubes. **Tedros and Ephraim** are their names. They are twins and are hard to tell apart. They love to store the things they find on their adventures and are good at measuring liquids. Snuggle them back in their blanket bag when you're done even when they're wet. Leave the tops off and they easily dry inside the bag.



Next, let's find **Pippy Pipette**. A pipette is a tool you will find in any science lab. Pippy loves to transfer liquids drop by drop to make careful measurements. She is playful but remember she is a proper science tool and you need to be like a proper scientist when you use her.




Let's check out **Therma Thermometer**. You can tell how nice she is by her smile. You have to be careful with Therma because her temperature sensor is made of glass, so don't drop her. Thermometers have been used for over 2,000 years! You'll smile as you watch Therma's red liquid go up in hot and down in cold temperatures.



Don't forget **Toby Tweezers** and **Scoopy Spoon**. They are in the small bags. They are the little brothers that love to pick up little things. They will help you find and collect things that would normally be difficult to pick up with your own hands. Use them gently and don't pull them apart or bend them because they hate going to the doctor's office.



**Mezzi Measuring Tape** seems to be everyone's favorite tool. When you're not around Mezzi likes to play cowboy and lasso the poor pencils. He will help you measure in centimeters and inches. Make sure you don't pull his tape out farther than the numbers go, and only pull it out the little bit that you need.



**Eenie, Meanie, Miney, Mo** – They Hold Liquids so don't let go. Graduated Cylinders one, two, three; fit inside each other nicely. You'll use these cylinders in table groups to hold lab materials. Mo is a pitcher and will be used by your teacher.



**Maggie Magnifying Glass** is another ancient science tool. Over 2,500 years ago we have evidence of magnifying glasses being used. Maggie can help you see things 10X larger than they are. Her lens can scratch easily so help her stay nice.